

Description

The **FIRE KILL™** K7-Kattegat water mist system consist of open low-pressure water mist nozzles.

Fixed water-based local application fire-fighting systems should provide localized fire suppression in the fire hazard portions of internal combustion machinery used for the ship's main propulsion and power generation, boiler fronts, the fire hazard portions of incinerators and purifiers for heated fuel oil, as specified in SOLAS regulation II-2/10.5, for category A machinery spaces, without the necessity of engine shut-down, personnel evacuation, shutting down of forced ventilation fans, or sealing of the space.

The **FIRE KILL™** K7 system utilized the Model K7 nozzle which can be supplied in varied materials and with different thread types.

Approvals

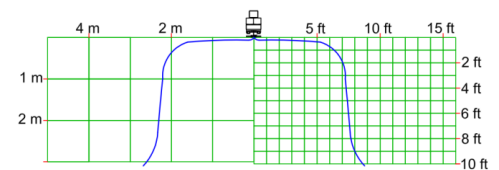
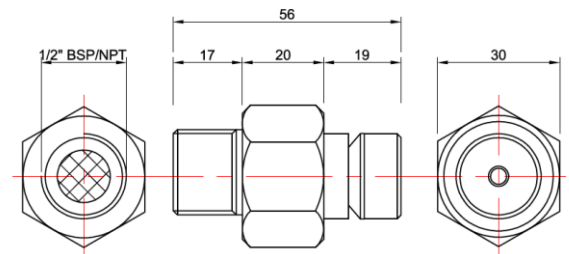
The **FIRE KILL™** K7 systems has been tested and approved by DnVGL MED-B and DnVGL TA in accordance with the latest revision of the IMO MSC./1 Circ. 1387 REVISED GUIDELINES FOR THE APPROVAL OF FIXED WATER-BASED LOCAL APPLICATION FIRE-FIGHTING SYSTEMS FOR USE IN CATEGORY A MACHINERY SPACES (MSC/CIRC.913)

Technical data

General Description		
Trade name	Kattegat	
Min height above object	1,00 m	0,75 m
Max height above object	3,75 m	9,25 m
Min. water pressure	2,00 Bar	6,00 Bar
Max. working pressure	16,00 Bar	16,00 Bar
Nozzle spacing	3,00 m x 3,00 m	3,00 m x 3,00 m
Water density	1,10 mm/min	1,90 mm/min
Specific Description		
K-factor (metric)	7,0 (l/min@1 bar)	
Drop size	DV90 < 300 µm	
Weight	0.13 kg	
Housing	Brass / SS316 / Titanium gr. 2*	
Coating (Brass only)	NiSn	
Strainer	Stainless Steel	
Thread	½" BSP/BSP-T/NPT	
Other products in the system		
Name	Model	
Control valve	C-EL DN50 / DN 80	
N-Pipe	Type I-FF	
Filter	Model F, DN 50 and DN80	



Dimension



* Brass and stainless steel approved.

Installations

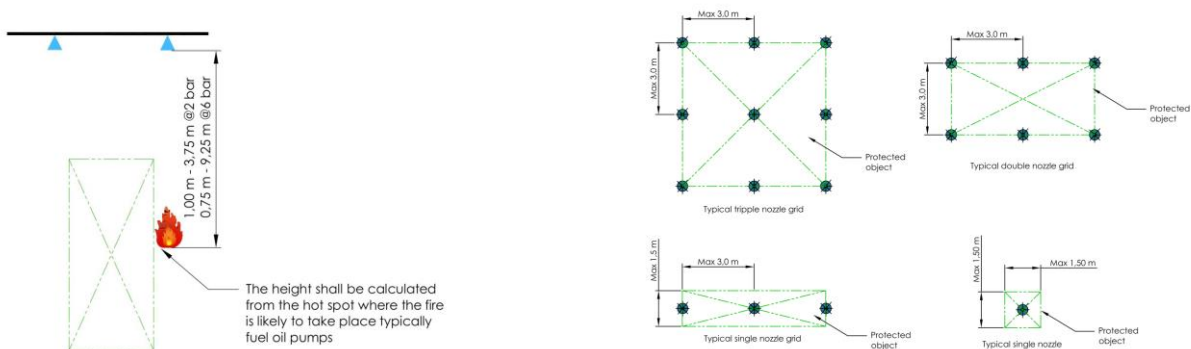
For objects to be protected, the K7 nozzle should be installed with a maximum spacing in a 3.0 m x 3.0 m grid, and between 1.00 m and 3.75 m with 2 bar and 0.75 m and 9.25 m with 6 bar above the protected object. For objects to be sufficiently protected, the nozzles are to cover the area out to the periphery of the protected object (see IMO MSC.1/Circ.1387, annex 3.4.2.2).

Components and pipes should be cleaned/flushed from debris, shavings and impurities and welded items should be cleaned to make sure that there is no abundance of loose debris. The installer should be careful not to get sealant into the pipe system. It should be checked extensively that the components are positioned correctly according to the system plans and specifications.

All components should be securely fastened to rigid, robust structures by approved means. The fire protection system shall not consist of material combinations with risks of galvanic corrosion system pipes and other system components. It is advised that the system utilize pipes and system components in stainless steel, AISI 304 or AISI 316, or copper alloys as to minimize risk of corrosion and clogging of the pipes and other system components.

It is prohibited to use components with black iron parts and other such highly corrosive materials else used in traditional sprinkler systems.

System components shall in all cases be according to the local applicable standards, and be accepted by the authorities having jurisdiction.



Caution

The K7 nozzles shall be installed in locations not containing materials which may produce violent reactions or significantly hazardous materials when reacting with water and should be installed in locations where the nozzle is not likely to sustain physical damage.

Contact

For further information on **FIRE KILL™** products, please contact our sales department at Sales@vidaps.dk