

## Description

The **FIRE KILL™** C-EL Electrically Operated Control Valve is a series of FM Approved robust and reliable deluge, angle positioned, pilot controlled valves created entirely in Stainless Steel (316L) and designed for operating in open deluge systems as a zone valve or a full flooding/deluge valve, capable of functioning under harsh conditions and designed to be connected to systems where no corrosion is allowed.



The Model C-EL Control Valve features smaller external trim than other conventional control valves, making the valve easy to install and limits the end-product costs, and greatly diminishes the spatial requirements of the control valve.

The Control Valves have been designed with the intention of being installed in fine water spray fixed firefighting systems (FFFS) in commercial and industrial applications. Because of the stainless-steel housing and internal components, the Model C-EL Control Valves are highly applicable in most areas. The valve can easily be disassembled for easy maintenance and refurbishment, without removing the valve housing from the connected system.

## Approvals

The Model C-EL versions has been tested and certified in accordance with FM5560 appendix G including the K6 nozzles in total flooding water mist system.

## Technical data

Specification			
Working Pressure	Max 16 bar		
Factory Tested	24 bar		
Materials	Stainless Steel AISI 316L		
Pressure Gauge Locations	Valve Inlet, Primary Valve Outlet (Specific gauge location dependent on valve size)		
Weight	DN 50 – 14,50 Kg DN 80 – 22,50 Kg		
Activation Options	Manual, Electrical (24 VDC NC/Impulse)		
Gasket Materials	EPDM		
S&O nr.	Solenoid Valve Variations:	24VDC (11W) NC	*24 VDC (10W) Impulse
	Flange version DN 50-50	CEL-10401	CEL-10402*
	Flange version DN 80-80	CEL-10403	CEL-10404*
	Threaded version 2" NPT -2" NPT	CEL-10405	CEL-10406*
	Threaded version 3"NPT -3" NPT	CEL-10425	CEL-10426*
Related Products			
Name	Model		
Simple Gasket/O-ring Service Kit	Model C Basic Valve Service Kit		
Complex Gasket/O-ring Service Kit	Model C Full Valve Service Kit		
Service Wrench for DN 80-80 and 3"-3" valves	Model C Valve Wrench Kit		
Additional Valve Core for valve complex service	Model C Valve Core Kit		

\* **FM Approved versions**

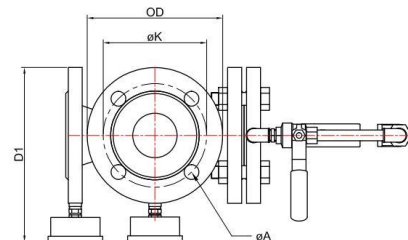
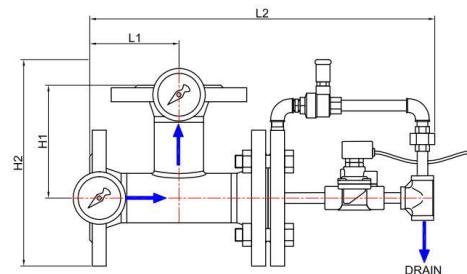


### Valve Sizes and Variations

Sizes		KV-Value		Pressure gauge location
Flanged Inlet	Flanged Outlet			
DN 50	DN 50	450	l/min at 1 bar pressure loss	On inlet and outlet flanges
DN 80	DN 80	1800	l/min at 1 bar pressure loss	On trim (measuring inlet pressure) and outlet flange
Threaded Inlet	Threaded Outlet			
2" NPT	2" NPT	450	l/min at 1 bar pressure loss	On inlet and outlet flanges
3" NPT	3" NPT	1800	l/min at 1 bar pressure loss	On trim (measuring inlet pressure) and outlet flange

### Dimensions

	C-EL 50-50	C-EL 2"-2"	C-EL 80-80	C-EL 3"-3"
L1	109 mm	137 mm	137 mm	195 mm
L2	427 mm	455 mm	475 mm	530 mm
H1	137 mm	165 mm	167 mm	225 mm
H2	255 mm	255 mm	330 mm	330 mm
D1	215 mm	215 mm	250 mm	250 mm
OD	165 mm	165 mm	200 mm	200 mm
øK	125 mm	125 mm	165 mm	165 mm
øA	4 x ø18	4 x ø18	8 x ø18	8 x ø18

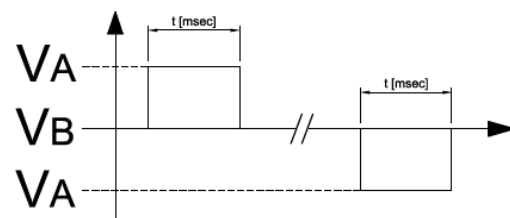
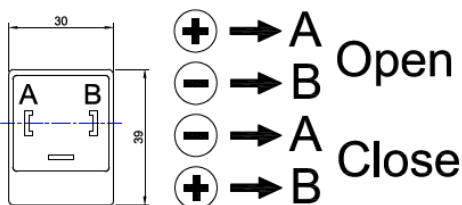


**NOTE:** To allow for maintenance while installed, the Model C-EL shall have a free space of 2/3rds its length (L2) at the valve trim side.

**NOTE:** To ensure correct operation the fluid should be filtered to eliminate all traces of impurity subject to magnetic attraction, which would inevitably deposit on the cores of the solenoid valve, which are always magnetized, causing the formation of oxide as well as contact problem.

### Impuls solenoid valve

- Impulse feed from 24 V DC for a period lasting from 20 to 100 ms.



### Contact

For further information on **FIRE KILL™** products, please contact our sales department at [Sales@vidaps.dk](mailto:Sales@vidaps.dk)